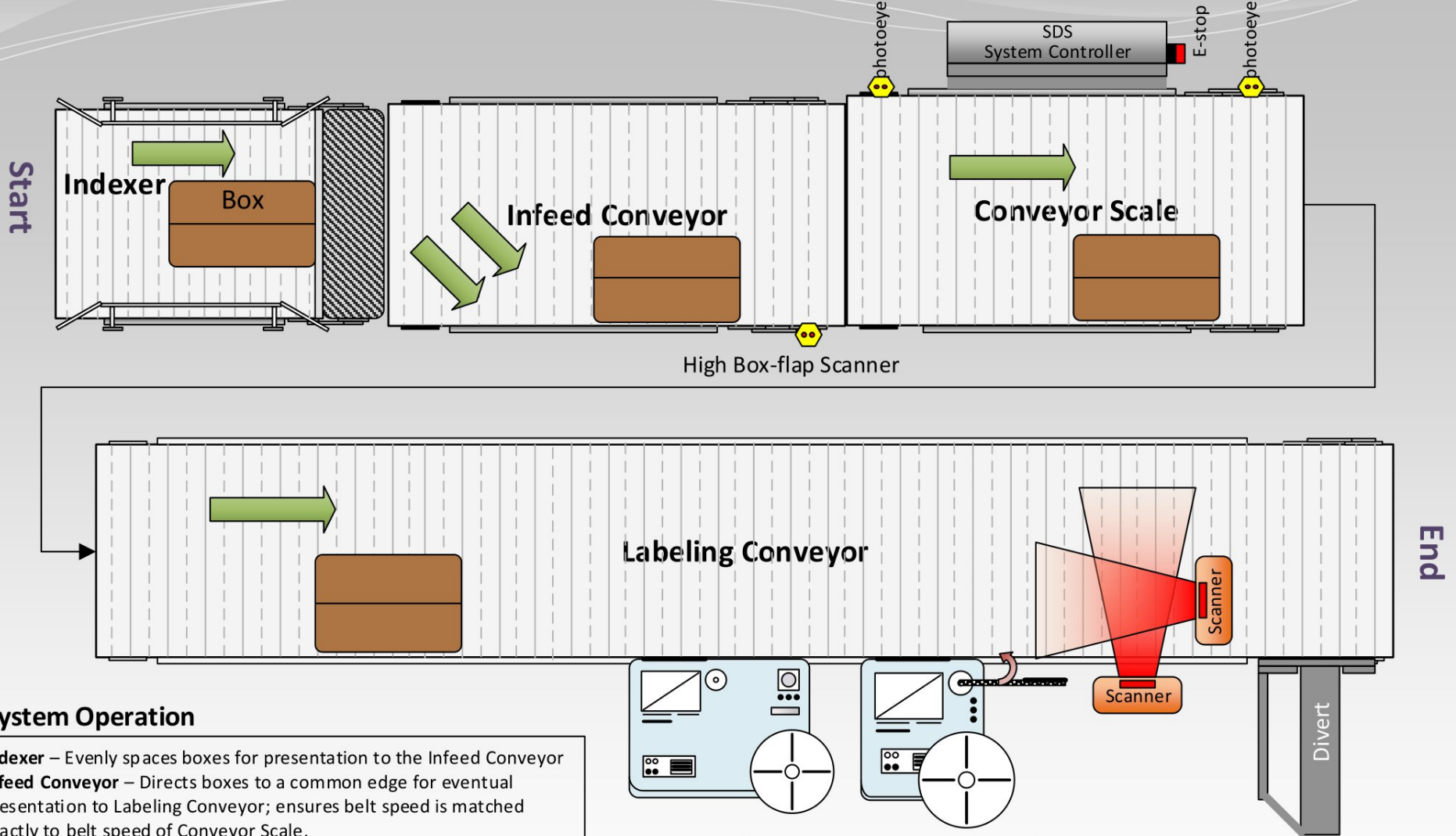


Automatic Box Weigh Labeling System

not to scale



System Operation

Indexer – Evenly spaces boxes for presentation to the Infeed Conveyor

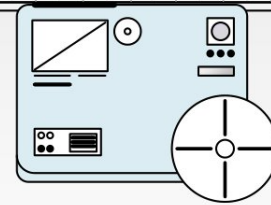
Infeed Conveyor – Directs boxes to a common edge for eventual presentation to Labeling Conveyor; ensures belt speed is matched exactly to belt speed of Conveyor Scale.

Conveyor Scale – Weighs boxes and sends weight to the Print & Apply Printer

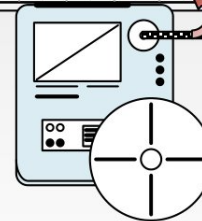
Labeling Conveyor – Transports boxes past the Printers and Applicator
Printer & Label Applicator – Prints weight and other information on label; then applies to side and front of box

Scanners - Verifies readable barcodes on the front and side of box

Divert – Removes unscannable boxes from product line for rework



Print & Apply Printer
(side label application)



Preprinted Label Applicator
(front label application)

