

# OP-916 STAINLESS STEEL FLOOR SCALES



Optima's All Stainless Steel NTEP Approved Pallet Scale model was designed with the food and chemical industry in mind. Not only does it provides high accuracy and repeatability under continuous heavy industrial usage, but it also prevents ingress of moisture, food and other kinds of foreign matter with its hermetic sealing process.



Product	Capacity	Dimensions
OP-916SS-15K	5,000 lb x 1 lb	4' x 4' x 4.2"
OP-916SS-10K	10,000 lb x 2 lb	5' x 5' x 4.2"



OP-900BSL




Heavy-duty metal cable with water-proof protective outer coating

## OP-916SS SCALE FEATURES:

- Heavy Duty, Easy Setup Stainless Steel Floor Scale
- Height Adjustable Ball and Cup Leveling Feet
- Top Access to Leveling Feet/ Side Access to Junction Box
- Four NTEP certified alloy steel load cells
- NEMA 4x Watertight Stainless Steel Junction Box
- 4 Stainless Steel load cells
- Load Cell Capacity is 2X the Scale Capacity for a 200% Overload Protection
- 20' Heavy Duty Metal Shielded Quick Connecting Cable
- Complete scale and indicator package
- Channel construction for superior strength
- Rugged diamond deck safety treadplate
- Eyebolts for easy lifting when needed
- Factory pre-calibrated for quick setup
- Certified -- NTEP at 5000 divisions, Class III

## OP-900 INDICATOR FEATURES:

- Stainless steel washdown housing
- Multiple weighing units: (lb/kg/g/oz/lb:oz)
- Gross/Tare/Zero functions
- Multiple Hold functions
- Count weighing
- Accumulation weighing
- Overload / Underload alarm
- Power saving mode
- Automatic date and time update
- Ability to modify gravity based on different geographical locations
- Splash proof keyboard and display
- Able to connect to a scoreboard
- NTEP approved for 5,000 divisions
- 1" LED or LCD display with backlight
- Options: Relay & Analog output



## OPTIONAL ACCESSORIES:



Optional data logging software




Optional Label Printer



Optional Table Printer



Optional scoreboard



Optional ramps for easy loading



Optional Indicator Column



**900B LCD  
WASHDOWN**



**900A LED  
MILD STEEL**



**900A LED  
STAINLESS STEEL**

## **900 SERIES INDICATOR**

Mild steel, Stainless steel or all Stainless steel NEMA 4X Washdown enclosure. Both of these have the options for rechargeable batteries, computer connections, relay outputs and analog outputs. The indicator has multiple weighing units and the standard, gross, tare and zero functions as well as 4 different hold functions. There are 3 weighing modes, Gross, Count and Accumulation and it is NTEP approved for 5,000 divisions. This indicator is user friendly with an easy to read 1" tall ultra bright screen that can handle all your weighing needs.



# 900 INDICATOR

## STANDARD FEATURES:

- Multiple weighing units: (lb/kg/g/oz/lb:oz)
- Gross/Tare/Pre-Set Tare/Zero
- Multiple Hold functions
- Count weighing
- Accumulation weighing
- Overload / Underload alarm
- Power saving mode
- Automatic date and time update
- Ability to modify gravity based on different geographical locations
- 100% manual zero range setting
- Automatic error warning alarm
- Splash proof keyboard and display
- Connects to a remote display
- Connects to multiple printers
- NTEP approved for 5,000 divisions
- Displays up to 50,000 graduations
- 1" LED or LCD display with backlight
- Mounting bracket and Hardware (included)
- Operates on 110V AC adapter (included)
- Full Duplex RS-232 Serial Port
- Drives up to 6 350Ω load cells
- 1 Year Warranty

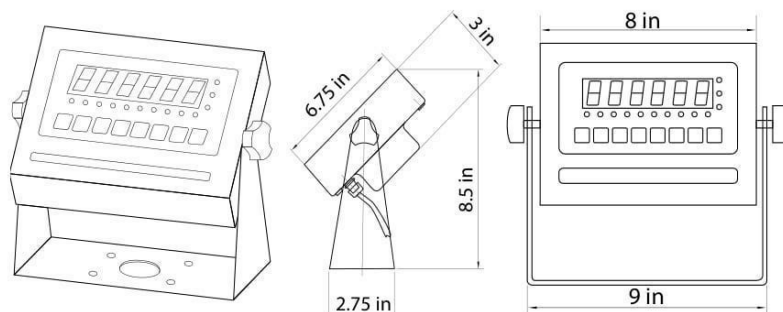
## OPTIONAL FEATURES:

- LED or LCD display option
- Stainless steel or mild steel casing
- NEMA 4X Washdown enclosure
- Relay & Analog output
- 6V Rechargeable Battery
- Data Logging Software
- Wireless capability

## ACCESSORIES:

- Thermal Ticket Printer
- Label Printer
- Zebra Label Printer
- Remote Display
- Stainless Steel Stand
- Painted Mild Steel Stand
- I/O Card to control external system

## DIMENSIONS:



## SPECIFICATIONS:

Display	LCD or LED 1-inch x 6-digit numeric
Units	lb, kg (primary); oz, g (secondary)
Accuracy Class	5000 e
Resolution	120,000 dd industrial; 10,000 dd HB44
Excitation Voltage	5V DC
Largest output current	120 mA
Excitation circuit	5 VDC, 4 wire connections
Load Cell	6 load cells of 350 Ω maximum
Load Cell Excitation	5 ± 0.5VDC
Display Resolution	30,000 ; ADC: 2,000,000
Zero stability error	TKspn < ± 6 ppm//K
Sensitivity (internal)	0.3 μV / d
Input voltage	-30 to +30mV DC
Power	100~240VAC @ 50/60Hz
Power Consumption	5W @9VDC
Operating Temp.	14 °F to 104 °F (-10 °C to +40 °C) ≤90%RH
Weight	4.3 lbs (1.95 kg)
Internal Resolution	24 bit A/D Sigma-Delta; 1,048,000 d
Display Resolution	120,000 dd industrial; 10,000 dd HB44
Display Increment	Selectable 1, 2, 5, 10, 20, 50
Decimal Point	Selectable 0, 1, 2, 3, 4 decimal places
Conversion Rate	12 samples/second typical
Analog Signal Input Range	1mV/V to 3mV/V
Analog Signal Sensitivity	0.1 uV/graduation (min)
Measurement Rate	0~15mV
Auto Zero Tracking	0 - 5 dd increments
Auto Zero Delay	0 - 3 second increments
Motion Detect	1 - 10 dd
Motion Delay	0 - 55 dd

## APPROVALS:



nmax = 10,000 Class III/IIIL



OVER  
ACCEPT  
UNDER

DIGITAL WEIGHT INDICATOR CLASS III

42.68 lb  
Gross

ON  
OFF

HOLD

ACCUM

UNITS

COUNT

TARE

ZERO

PRINT

Cap. xD

