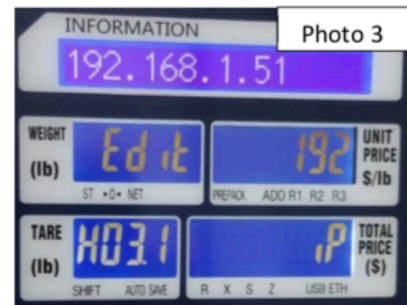
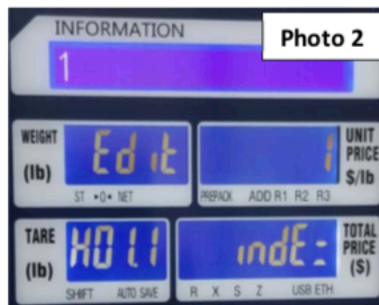
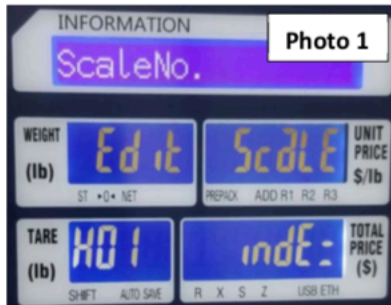






IP Address set up



1. Press and hold  key. Same time, press "1" - "1" - "2". Release  key. Photo 1.

2. Press  key. Enter the scale #. (I put "1"). Press "1" and . Photo 2.

3. Press  and press . Photo 3.

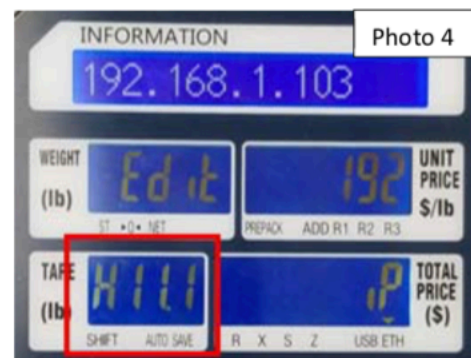
4. Enter the scale IP address. (I put 192.168.1.51). Press "192" -  - "168" -  - "1" -  - "51" - .



5. Press  key.

***** SET UP FOR WIRELESS NETWORK *****





scale has two different IP address for wired network and wireless network. So, if you want to use under wireless network, you have to do the following instruction.



Please do above #1 and #2 to set up scale #. If you already set up the scale #, then go to next #3.




3. Press hold  key. Same time, "1" - "1" - "2". Release  key. Photo 1.


4. Press  until you see "WIFI IP". And press . Photo 4.


5. Enter the scale IP address. (I put 192.168.1.103). Press "192" -  - "168" -  - "1" -  - "103" - .

6. Press  until you see "SSID". And then, press  key.

7. Press  key to find the right WIFI SSID name. if you find the right WIFI SSID, press . See Photo 5.

8. If you see "WIFI Password", press  key. Enter WIFI password.

9. Press  key to save WIFI password.

10. Press  key. And turn scale off and turn it on.



How to know your scale in your network or not?

Go to Window – Search – CDM. Do ping with scale IP address.

```
Command Prompt
Microsoft Windows [Version 10.0.18362.592]
(c) 2019 Microsoft Corporation. All rights reserved.

C:\Users\...>ping 192.168.50.103

Pinging 192.168.50.103 with 32 bytes of data:
Reply from 192.168.50.103: bytes=32 time=24ms TTL=128
Reply from 192.168.50.103: bytes=32 time=14ms TTL=128
Reply from 192.168.50.103: bytes=32 time=15ms TTL=128
Reply from 192.168.50.103: bytes=32 time=11ms TTL=128

Ping statistics for 192.168.50.103:
    Packets: Sent = 4, Received = 4, Lost = 0 (0% loss),
    Approximate round trip times in milli-seconds:
        Minimum = 11ms, Maximum = 24ms, Average = 16ms
```