

C A M B R I D G E

MODEL 660-PW SERIES LOW PROFILE PALLET WEIGHER FLOOR SCALES




Applications:

- Pharmaceutical
- Food Processing
- Batching/Filling
- General Purpose Weighing

Note: Scale compatible with skids, pallets or gaylords with open bottoms.

Model 660-PW Features:

- Fits small and large pallets
- Fits all standard "pallet jack trucks" and most "power walkies"
- Structural tubular steel design
- Anti-skid diamond deck plate deck
- Shock load protection
- 20 ft. shielded indicator cable
- Four internally mounted NTEP Certified - 5000 Division, Class III/III L, IP 67 water resistant rated, environmentally protected, load cells
- Shielded signal and load cell cables protected inside tubular steel frame
- Compatible with digital indicators having remote base capabilities
- Easy access leveling feet and junction board
- Low profile 3" high design
- 150% overload protection
- 1 part in 5,000 accuracy



Model 660-PW topside



Model 660-PW underside

Approvals:




Members:

- THE NATIONAL CONFERENCE ON WEIGHTS AND MEASURES
- THE INTERNATIONAL SOCIETY OF WEIGHING AND MEASUREMENT

C A M B R I D G E

MODEL 660-PW SERIES LOW PROFILE PALLET WEIGHER FLOOR SCALES



The 660-PW features a conveniently mounted junction board that permits easy access for occasional adjustments. This configuration protects the junction board wiring and load cell wires within the tubular steel frame of the scale.



The 660-PW employs Cambridge Scale Works unique load cell arrangement. Each load cell is "pocketed" within the frame of the scale protecting both the load cell and wiring.

Model 660-PW Specifications

SIZE	CAPACITY	SHIP WEIGHT
60" x 60" x 3"	5,000 lb.	335 lb.
	10,000 lb.	455 lb.

Model 660-PW Options:



Remote stainless steel NEMA 4X junction box



Hermetically sealed and/or "FM" approved load cells

Model SS660-PW
Stainless steel construction with standard stainless steel NEMA 4X junction box.

Model AL660-PW
Aluminum construction with 5,000 lb. maximum capacity.

Model 660-PW Accessories:



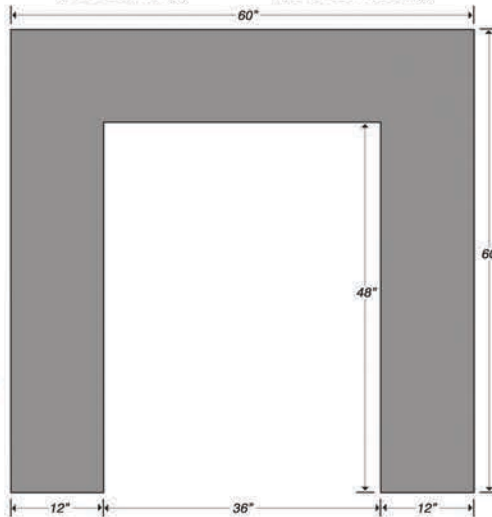
48" Indicator column (Free standing)



Lag down bracket (sold individually)



Bumper guard



This 660-PW illustration is a top view for reference only. Cambridge Scale Works will be happy to discuss custom sizes and capacities. Please use the illustration at left as a reference when requesting custom sizes.

Distributed By:

Cambridge Scale Works, Inc. will warrant this product for one full year against defects in material and/or workmanship.



Cambridge Scale Works, Inc. • P. O. Box 670 • Honey Brook, PA 19344
(800) 292-7640 • www.cambridgescale.com

© Cambridge Scale Works, Inc. 12/2015